

3500/15 Power Supply

Bently Nevada* Asset Condition Monitoring

Description



The 3500 Power Supplies are half-height modules and must be installed in the specially designed slots on the left side of the rack. The 3500 rack can contain one or two power supplies (any combination of ac and/or dc) and either supply can power a full rack. If installed, the second supply acts as a backup for the primary supply. When two power supplies are installed in a rack, the supply in the lower slot acts as the primary supply and the supply in the upper slot acts as the backup supply. Removing or inserting either power supply module will not disrupt operation of the rack as long as a second power supply is installed.

The 3500 Power Supplies accept a wide range of input voltages and converts them to voltages acceptable for use by other 3500 modules. Three Power Supply versions are available with the 3500 Series Machinery Protection System as follows:

- AC Power
- High Voltage DC Power Supply
- Low Voltage DC Power Supply



imagination at work

Specifications and Ordering Information

Part Number 141530-01

Rev. E (06/13)

Page 1 of 6

Specifications

Inputs

Voltage Options:

High Voltage ac

This option uses the ac Power Supply and the High Voltage ac Power Input Module (PIM).

Input Voltage

220 Vac nominal

175 to 264 Vac rms

247 to 373 Vac pk

Note: Installations using ac Power Input Modules (PIM) prior to Rev. R and/or AC Power Supply Modules prior to Rev. M require an input voltage of 175 to 250 Vac rms.

Input Frequency

47 to 63 Hz

Low Voltage ac

This option uses the ac Power Supply and the Low Voltage ac Power Input Module (PIM).

Input Voltage

110 Vac nominal

85 to 132 Vac rms

120 to 188 Vac pk

Note: Installations using ac Power Input Modules (PIM) prior to Rev. R and/or AC Power Supply Modules prior to Rev. M require an input voltage of 85 to 125 Vac rms

Input Frequency

47 to 63 Hz

High Voltage dc

This option uses the High Voltage dc Power Supply and the High Voltage dc Power Input Module (PIM).

Input Voltage

88 to 140 Vdc

Low Voltage dc

This option uses the Low Voltage dc Power Supply and the Low Voltage dc Power Supply Input Module (PIM).

Input voltage:

20 to 30 Vdc

Out of Range Protection:

For all power supply versions, an under-voltage will not harm either the supply or the PIM. However, an over-voltage will cause the fuse to open on the PIM.

Full Rack Current Draw:

High Voltage AC

2.3 A rms (maximum).

Low Voltage AC

4.5 A rms (maximum).

High Voltage DC

2.5 A (maximum).

Low Voltage DC

10.0 A (maximum).

Outputs

Front Panel LEDs

Supply OK LED:

Indicates when the power supply is operating properly.

Environmental Limits

Operating Temperature:

-30 °C to +65°C (-22 °F to +150 °F).

Storage Temperature:

-40 °C to +85 °C (-40 °F to +185 °F).

Humidity:

95%, non-condensing.

Compliance and Certifications

EMC

Standards:
EN 61000-6-2 Immunity for Industrial Environments
EN 55011/CISPR 11 ISM Equipment
EN 61000-6-4 Emissions for Industrial Environments

European Community Directives:
EMC Directive 2004/108/EC

Electrical Safety

Standards:
EN 61010-1

European Community Directives:
2006/95/EC Low Voltage

Hazardous Area Approvals

North American

Approval Option (01)

When used with I/O module ordering options with internal barriers:

Ex nC [ia] IIC: Class I, Div 1
AEx nC [ia] IIC: Class 1, Zone 2/0
Groups A, B, C, D
T4 @ Ta = -20 °C to +65 °C
(-4 °F to +150 °F)
per drawing 138547

When used with I/O module ordering options without internal barriers:


Ex nC [L] IIC: Class I, Div 2
AEx nC IIC: Class 1, Div 2
Groups A, B, C, D
T4 @ Ta = -20 °C to +65 °C
(-4 °F to +150 °F)
per drawing 149243

ATEX

Approval Option (02)


For Selected Ordering Options with ATEX/CSA agency approvals:

For ATEX agency approval ordering options with internal barriers:

 II 3/(1) G

Ex nC[ia Ga] IIC T4 Gc
T4 @ Ta = -20°C to +65°C
(-4°F to +150°F)

For ATEX agency approval ordering options without internal barriers:

 II 3/(3) G

Ex nC[nL Gc] IIC T4 Gc
T4 @ Ta = -20°C to +65°C
(-4°F to +150°F)

Brazil

Approval Option (02)

For Selected Ordering Options with ATEX/North American agency approvals:

BR-Ex nC [nL] IIC T4
T4 @ Ta = -20 °C to +65 °C
(-4 °F to +150 °F)

South Africa

Approval Option (02)

For Selected Ordering Options with ATEX/North American agency approvals:

Ex nCAL [ia] IIC T4

Ex nCAL [L] IIC T4

T4 @ Ta = -20 °C to +65 °C

(-4 °F to +150 °F)

Note: When used with Internal Barrier I/O Module, refer to specification sheet 141495-01 for approvals information.

For further certification and approvals information please visit the following website:
www.ge-mcs.com/bently

Physical

Power Supply Module

Dimensions (Height x Width x Depth):

120.7 mm x 50.8 mm x 251.5 mm (4.75 in x 2.0 in x 9.9 in).

Weight:

1.39 kg (3.06 lb.).

Power Input Modules

Dimensions (Height x Width x Depth):

120.7 mm x 25.4 mm x 114.3 mm (4.75 in x 1.0 in x 4.5 in).

Weight:

0.34 kg (0.75 lb.).

Rack Space Requirements

Power Supply Module:

Two special half-height slots are located on the left side of the rack. Each slot accommodates one power supply. Both slots can hold a power supply at the same time, allowing for redundant power supplies.

Power Input Module:

Special half-height module located directly behind the associated power supply.

Miscellaneous

Minimum Loading:

No minimum rack load is required.

Ordering Information

3500/15-AXX-BXX-CXX

A: Power Supply Type (Top Slot)

- 01** Low Voltage ac (85 to 132 Vac rms)
- 02** High Voltage ac (175 to 264 Vac rms)
- 03** High Voltage dc (88 to 140 Vdc)
- 04** Low Voltage dc (20 to 30 Vdc)

B: Power Supply Type (Bottom Slot)

- 00** No supply (use when only one supply is required)
- 01** Low Voltage ac (85 to 132 Vac rms)
- 02** High Voltage ac (175 to 264 Vac rms)
- 03** High Voltage dc (88 to 140 Vdc)
- 04** Low Voltage dc (20 to 30 Vdc)

C: Agency Approval Option

- 00** None
- 01** CSA/NRTL/C
- 02** ATEX/CSA (Class 1, Zone 2)

Note: Agency Approval Option C 02 is only available if Power Supply Type (Top Slot) Option is A 01 or A 02 and if Power Supply Type (Bottom Slot) Option is B 00, B 01, or B 02.

Spares

127610-01

ac Power Supply Module

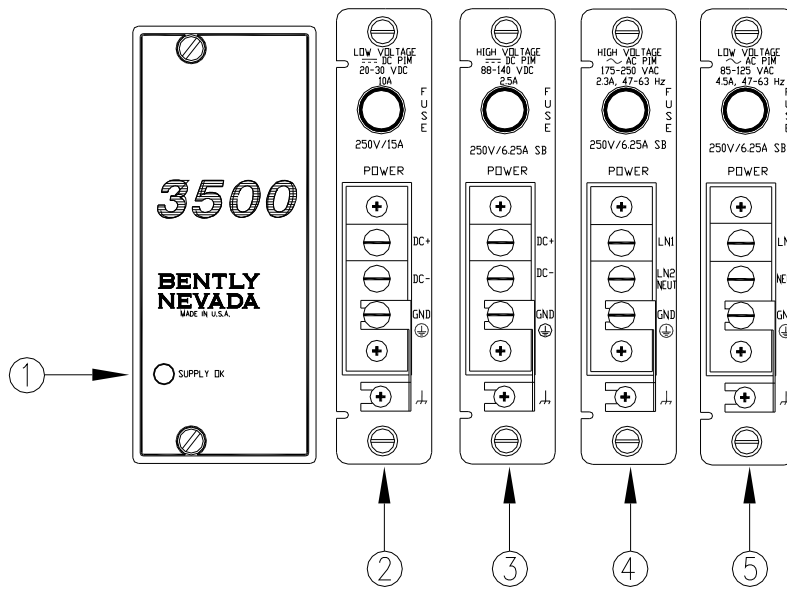
125840-01

High Voltage ac Power Input Module (PIM)

125840-02

	Low Voltage ac Power Input Module (PIM)		Low Voltage dc Power Input Module (PIM)
129486-01		01720025	
	High Voltage dc Power Supply Module		Replacement Fuse (for both ac PIMs and High Voltage dc PIMs)
129478-01		01720045	
	High Voltage dc Power Input Module (PIM)		Replacement Fuse (Low Voltage dc PIM)
133292-01		129767-01	
	Low Voltage dc Power Supply Module		Power Supply Operations and Maintenance Manual
133300-01			

Figures and Tables



- 1) Supply OK LED
- 2) Low Voltage DC Power Input Module
- 3) High Voltage DC Power Input Module
- 4) High Voltage AC Power Input Module
- 5) Low Voltage AC Power Input Module

Front and rear view of Power Supply and Input Modules

* denotes trademarks of Bently Nevada, Inc, a wholly owned subsidiary of General Electric Company.

© 1999 – 2013 Bently Nevada, Inc. All rights reserved.

Printed in USA. Uncontrolled when transmitted electronically.

1631 Bently Parkway South, Minden, Nevada USA 89423

Phone: 775.782.3611 Fax: 775.215.2873

www.ge-mcs.com/bently